Name _____ Period _____ Date _____

Lesson 5: How Does Water Get Into A Cell?

Activity 5.3

Your Progress:

- Mastery
- Proficient
- Developing
- Beginning

Purpose

In this lab you will observe onion cells exposed to salt water and distilled water to see how water can move into and out of a cell.

Word Wall Words

Osmosis:_____

✚ Safety

In order to protect the equipment and get the best lab results, follow the microscope safety instructions given in the "Microscope Insurance" video.

Procedure

First, prepare a wet mount slide of a sample of onion skin.

- Take a small piece of red onion and carefully peel the red skin off of it..
- Place the skin in the center of a flat glass slide sticky side up.
- Add 2-3 drops of **salt** water to the slide, placing them directly on top of the tape.
- Hold the cover slip at a 45˚ angle above the letter and drop it onto the slide.

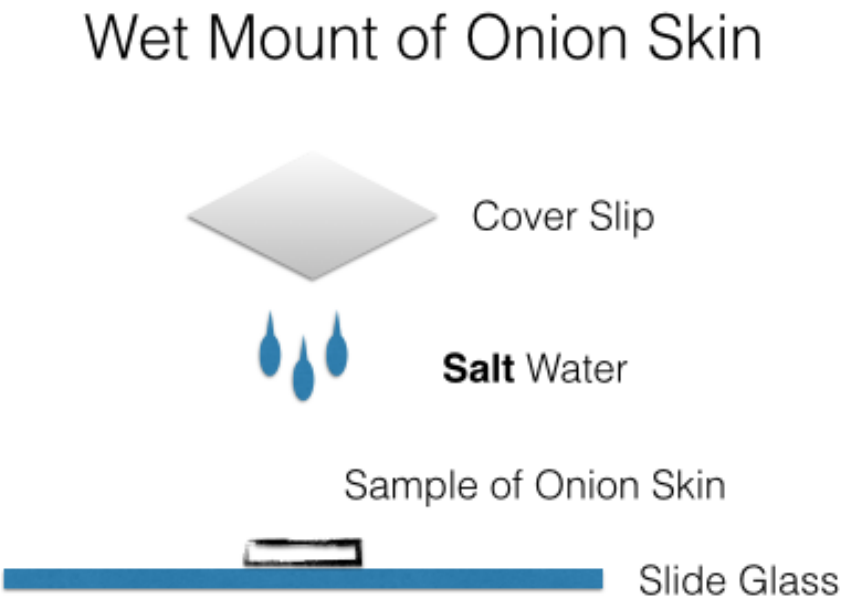

Next, place the slide on the microscope and focus it on the lowest magnification.

- Place the slide on the stage of the microscope and secure it with the stage clips.
- Set the objective lens to its lowest setting (4x) and look through the ocular lens (10x).
- Move the slide until the e is in the center of the field of view and use the course adjustment knob to bring the image into focus.
- Use the fine adjustment to bring the image into as clear a focus as possible.
- Carefully draw exactly what you see in the circle on the next page:

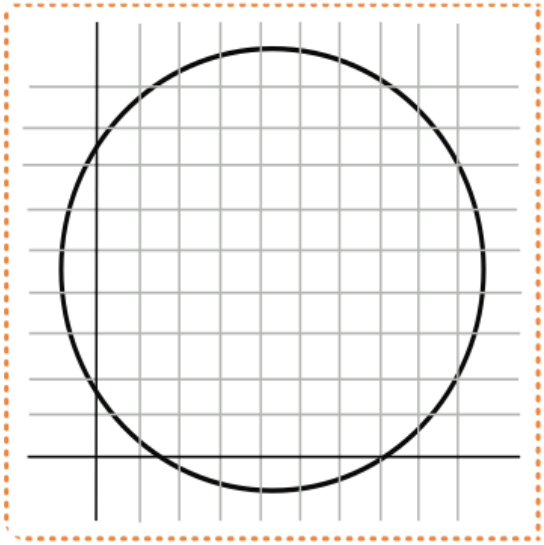

Magnification: _____

Finally, place adjust the microscope to the higher magnifications and record the observations.

- While the subject is in focus, change the objective lenses to 10x and then 40x.
- Use only the fine adjustment knob to adjust the focus.
- Record what your observations by carefully drawing what you see.

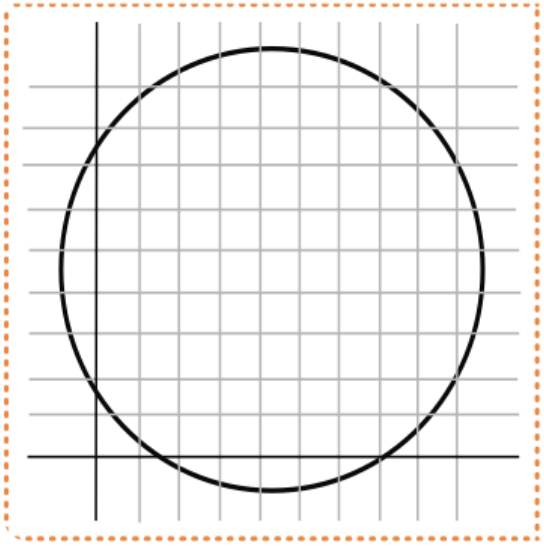

Magnification: _____

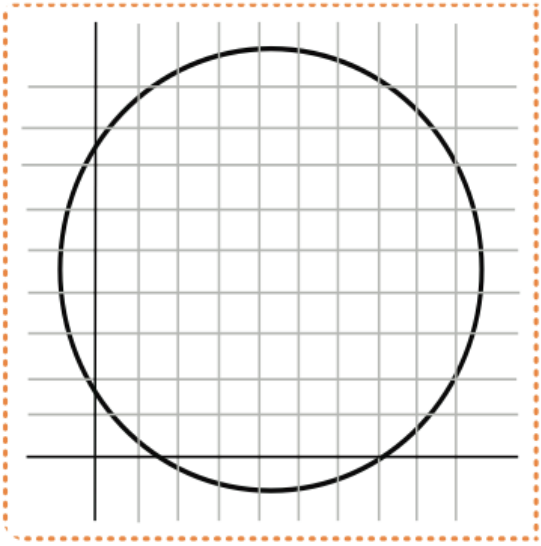

Magnification: _____

Modeling Score:

Base on the rubric I think that I am at:

_____ **Mastery**: Time and care was taken in producing the model. There is attention to detail. The model strongly reflects observations from the lab.

_____ **Proficient:** There is some attention to detail. The model reflects observations from the lab.

_____ **Developing:** There is barely any attention to detail. The model hardly reflects observations from the lab.

_____ **Beginning:** There is no attention to detail. The model does not reflect observations from the lab.